

# Multisectoral Coordination

**Nutrition for media Personnel, communicators and PR  
18-19, December 2017, Dire hotel, Adama**

# Why Multi-sectoral approach for Nutrition?

- Determinants of malnutrition are multisectoral
- Malnutrition has multidimensional cause and need Multi-dimensional response
- Nutrition is not a single sector agenda
- Direct actions to address immediate cause of undernutrition further enhanced by underlying and basic determinants

መጨረሻ ጉዳቱ፤ ህመም፣ ሞት፣ ትምህርት፣ አምራችነት

የስርዓተ-ምግብ ሁኔታ፣ እድገት እና ብልፅግና

ምግብ አወሳሰድ      ጤና ሁኔታ

በቤት የምግብ ዋስትና      ለእናቶች እና ህፃናት የሚደረግ ክብካቤ      የአካባቢ ንፅህና

የሰው ሃብት፣ የኢኮኖሚ እድገት

ፕላቲካዊ እና ባህላዊ እድገት  
አካባቢያዊ ለውጥ

ወሳኝ የሃገሪቱ ሃብት

ቀጥተኛ መንስኤ

ተገዳኝ መንስኤ

መሰረታዊ መንስኤ

# Solution?

## Nutrition Intervention and services

- Comprehensive
- Integrated
- Coordinated  
(Multisectoral)




## Why Multi-Sectral approach for nutrition...

- **Multisectoral actions can strengthen nutritional outcomes in many ways:**
  - Accelerating action on determinants of undernutrition
  - Integrating nutrition into nutrition sensitive sectors
  - increasing policy coherence and commitment across different sectors

## With out multisectoral approach

- Unlikely to achieve the GTP and SDG



# የሴክተሮች ሚና

## ቀጥተኛ የሥርዓተ-ምግብ ትግበራዎች

**Nutrition-specific interventions** address

- the immediate causes of undernutrition, like
  - inadequate dietary intake and some of the
- underlying causes like
  - feeding practices and access to food.

**Solves  
About 20 %  
causes of  
malnutrition**

# Nutrition Specific Interventions

## Examples

- Adolescent health and preconception nutrition
- Micronutrient supplementation or fortification
- Maternal dietary supplementation
- Breastfeeding and complementary feeding
- Dietary supplementation for children
- Dietary diversification
- Feeding behaviors and stimulation
- Treatment of severe acute malnutrition
- Disease prevention and management
- Nutrition interventions in emergencies



# የሴክተሮች ሚና

## ቀጥተኛ ያልሆኑ የሥርዓተ-ምግብ ትግበራዎች

- **Nutrition-sensitive interventions** can address some of the **underlying** and basic **causes** of malnutrition by incorporating nutrition goals and actions from a wide range of sectors.
- can serve as delivery platforms for nutrition-specific interventions.
- have enormous potential to enhance the scale and effectiveness of nutrition-specific interventions

# Nutrition sensitive interventions

## Examples

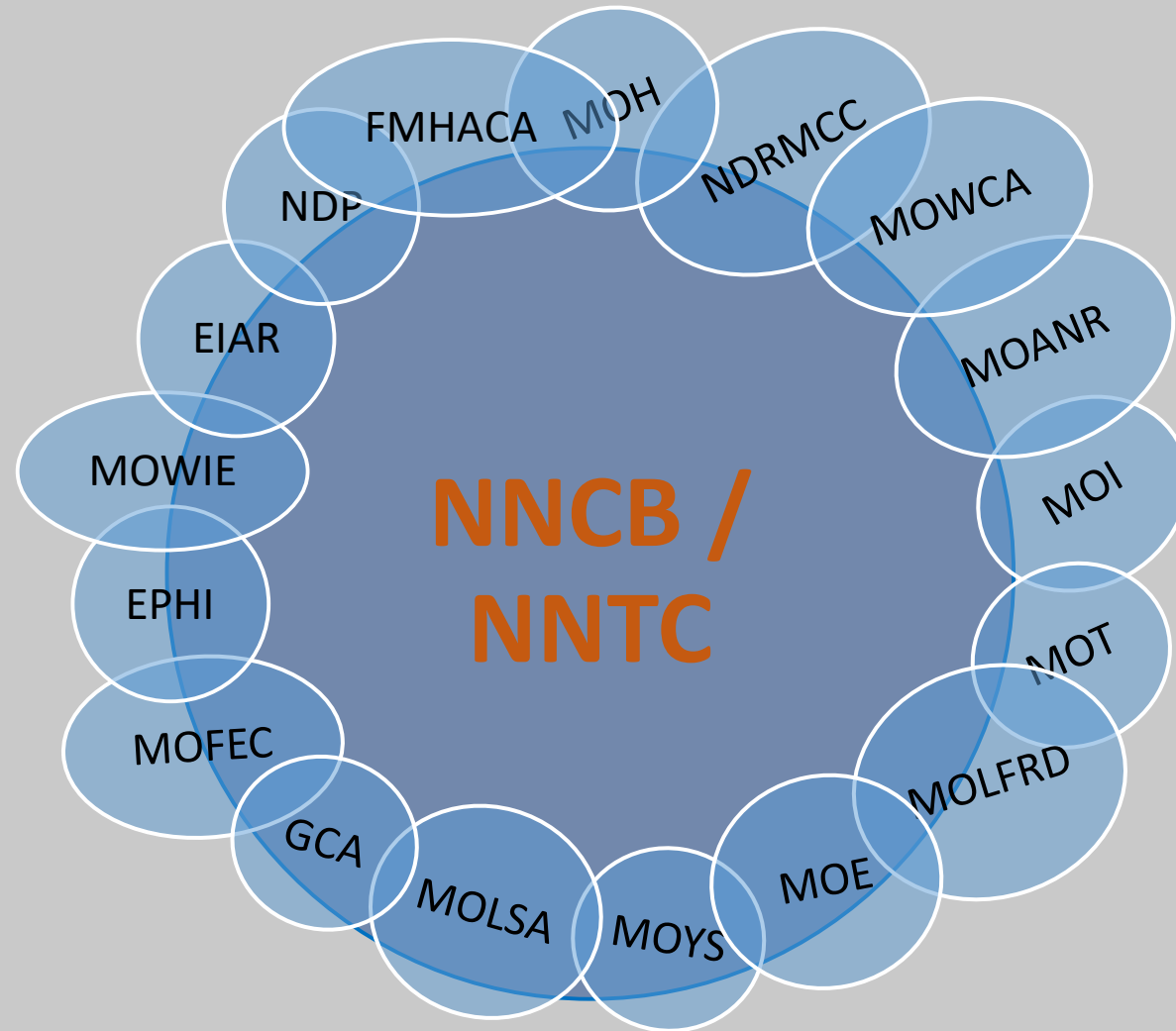
- access to diversified and nutrient dense food,
- prevention of zoonotic
- adequate health service & care practices
- school gardening,
- Support for female students in school
- improve clean water provision
- food fortification
- allocation of budget for nutrition
- Gender mainstreaming,
- healthy environment

**Solves  
Over 80 %  
causes of  
malnutrition**

# Nutrition sensitive interventions

- food security
- Social safety nets
- Early childhood development
- Maternal mental health
- Child protection
- Women empowerment
- Nutrition education and communication
- Water and sanitation
- family planning services
- Food safety control

# Coordination



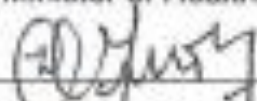
NNCB




Dr. Kebede Worku  
State Minister of Health



Dr. Tilaye Gete  
State Minister of Education




Ato Tesfaye Mengista  
State Minister of Agriculture and  
Natural Resources




Dr. G/Egziabher G/Yohannes  
State Minister of Livestock and  
Fisheries




Dr. Mebrahtu Meles  
State Minister of Industry



Wiro Frenesh Mekuria  
State Minister of Water,  
Irrigation and Electricity



Ato Asad Ziad  
State Minister of Trade



Ato Alemayehu Gujo  
State Minister of Finance  
and Economic Cooperation



Wiro Tadelech Dalecho  
State Minister of Labor and  
Social Affairs




Wiro Bizanesh Meseret  
State Minister of Women and  
Children Affairs



Ato Milku Kassa  
Commissioner,  
National Disaster Risk Management  
Coordination Commission



Ato Zadig Abreha  
State Minister of  
Government Communication Affairs



Wiro Habiba Siraj  
State Minister of  
Youth and Sport

# NNTC

- Engaging them in cascading
- NNTC at region, zonal and Woreda level
- Engaging food/ nutrition professionals in universities in RNTC training and interventions

# M & E

Indicators	MOH	MOE	MOAN	MOLF	MOI	MOT	MOLS	MOWI	MOFE	MOWC	MOYS	GCA	DRMC	Definition
<b>The sector assigned focal person</b> (Shows commitment and sustainability of the program in the sector)	Green	Green	Green	Green	Green	Green	Green	Green	Green	Red	Green	Green	Green	Green = Yes Red = No White = Not Applicable
<b>Focal person is professional with appropriate background to execute sectoral nutrition intervention</b> (Shows level of technical skill and knowledge to sectoral nutrition interventions)	Green	Green	Green	Red	Green	Red	Red	Green	Green	Red	Red	Green	Green	Green = Appropriate Red = Not Appropriate Yellow = Acceptable White = Not Applicable
<b>Focal person is government staff</b> (Shows commitment and sustainability of the program)	Green	Red	Green	Green	Green	Green	Green	Green	Green	Red	Green	Green	Green	Green = Yes Red = No White = Not Applicable
<b>NNTC meeting attendance (3/100%)</b>	Green	Green	Yellow	Green	Green	Red	Red	Yellow	Red	Yellow	Red	Red	Yellow	Green = Attended Yellow = Partial Attendance Red = Not Attended
<b>NNTC member received capacity Building training</b>	Green	Red	Green	Red	Green	Green	Yellow	Yellow	Green	Yellow	Red	Yellow	Red	Green = Received Red = Not received Yellow = Not appropriate person
<b>NNCB meeting attendance (2 in 2016): 25/0416; 8/12/16</b>	Green	Yellow	Yellow	Green	Green	Red	Yellow	Yellow	Red	Yellow	Yellow	Red	Yellow	Green = Attended Yellow = Delegate / Half attendance Red = Not Attended

# M & E

<u>Indicators</u>		<u>MOH</u>	<u>MOE</u>	<u>MOAN</u>	<u>MOLF</u>	<u>MOI</u>	<u>MOT</u>	<u>MOLS</u>	<u>MOWI</u>	<u>MOFE</u>	<u>MOW</u>	<u>MOYS</u>	<u>GCA</u>	<u>DRMC</u>	<u>Definition</u>
<u>Established structure (focal, Case team, directorate) compared to volume of work of the sector</u>		Yellow	Red	Green	Yellow	Green	Red	Red	Green	Green	Red	Red	Red	Green	Green = Appropriate Yellow = Acceptable Red = Not Appropriate
<u>Nutrition sensitive 2010 planned and submitted to NNCB</u>		Green	Yellow	Yellow	Green	Green	Green	Red	Yellow	Red	Red	Red	Red	Red	Green = Planned & Submitted Yellow = Planned, Not Submitted Red = Not Planned
<u>Nutrition sensitive Strategic document developed / Existing one amended</u>		Green	Green	Green	Green	Green	Red	Green	Red	Red	Red	Red	Red	Green	Green = developed /Amended Yellow = underdevelopment Red = Not yet
<u>Sector has indicators to measure nutrition interventions</u>		Green	Green	Yellow	Yellow	Yellow	Red	Green	Yellow	Red	Red	Red	Red	Green	Green = Available Yellow = Partially Red = doesn't have yet
<u>Nutrition Performance Indicators Reported from bottom to top</u>		Green	Red	Red	Red	Yellow	Red	Yellow	Green	Red	Red	Red	Red	Green	Green = Yes Yellow = Partially Red = Not yet White = Not Applicable
<u>Budget line for Nutrition interventions available from government</u>		Green	Yellow	Yellow	Yellow	Yellow	Yellow	Green	Green	White	Red	Red	Red	Green	Green = Available & Sufficient Yellow = Available / not sufficient Red = Not Available White = Not Applicable
<u>Rank / Overall assessment</u>	<u>Green</u>	11	5	6	6	9	4	6	6	5	0	2	3	8	
	<u>Yellow</u>	1	3	5	3	3	1	3	4	4	3	1	1	2	
	<u>Red</u>	0	4	1	3	0	7	3	2	1	9	9	8	2	
	<u>NA</u>									1					NA = not applicable



# Exercise

- What are the challenges for coordination and integration?
- Possible solutions?